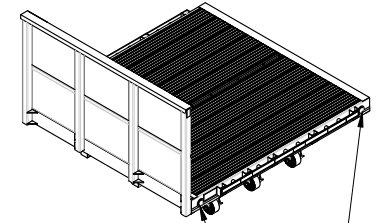
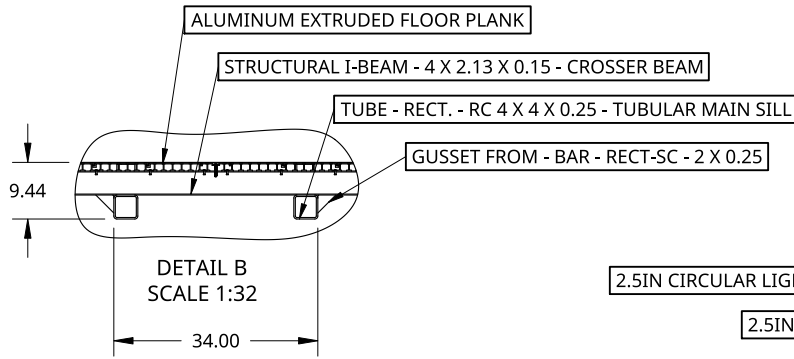
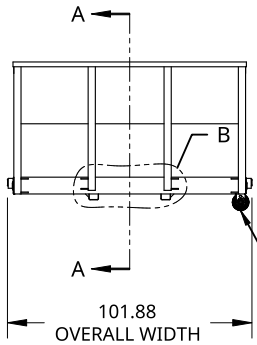


SPECIFICATIONS	
OVERALL LENGTH	108.00 IN
OVERALL WIDTH	101.88 IN
HEADBOARD HEIGHT	48.00 IN
MAIN SILL TYPE	4 X 4 X 0.25 TUBULAR MAIN SILL
MAIN SILL SPREAD	34IN
DRIVERS SIDE WINCHES WITH 3IN STRAPS 5400LB WLL.	X3
2.5IN LED CLEARANCE LIGHTS IN FOUR CORNERS	

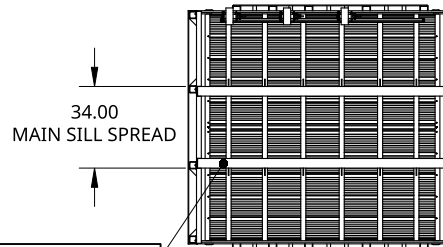
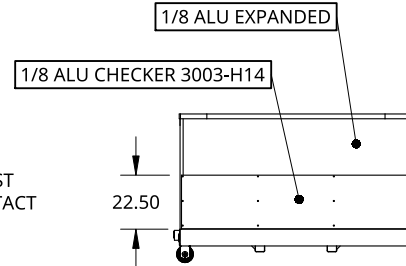
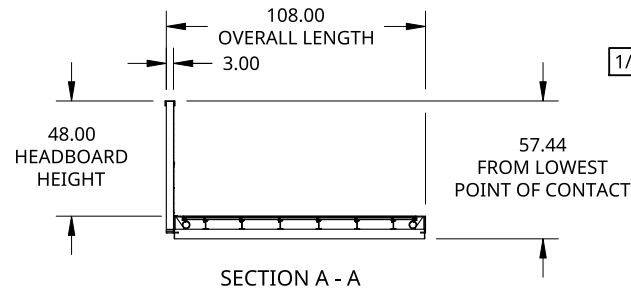


2.5IN CIRCULAR LIGHT - AMBER LENSE AND LIGHT - UNSEALED 2-WIRE PLUG

2.5IN CIRCULAR LIGHT - RED LENSE AND LIGHT - UNSEALED 2-WIRE PLUG



X3 WINCHES AND STRAPS ON DRIVERS SIDE



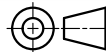
TUBE - RECT. - RC 4 X 4 X 0.25 - TUBULAR MAIN SILL

THIS DOCUMENT IS THE PROPERTY OF TREBOR MANUFACTURING. ANY UNAUTHORIZED REPRODUCTION WILL BE PROSECUTED TO THE FULL EXTENT OF THE LAW

UNLESS OTHERWISE SPECIFIED, DIMENSIONS ARE IN INCHES

.XX = ±.1-
.XXX = ±.015- ANGULAR = ±1°
.XXXX = ±.005- FRACTIONAL = ±1/8

THIRD ANGLE PROJECTION



DRAWN BY	SHAWN CROCKER	11/01/2022
CHANGED BY	SHAWN CROCKER	11/02/2022

MATERIAL

ALU 6061-T6

PART NO.	PFSUB9	REV.	A
----------	--------	------	---

FLAT DECK TRUCK BODY WITH POCKETS AND 4X4 TUBE MAIN SILL - 108IN LONG OVERALL X 102IN WIDE - 48IN HIGH HEADBOARD - X3 WINCHES AND STRAPS ON DRIVERS SIDE

SIZE	A	DWG NO.	D22871	REV.	A
------	---	---------	--------	------	---

SCALE	1:80	WEIGHT	800.16 LB	SHEET	1 of 1
-------	------	--------	-----------	-------	--------