
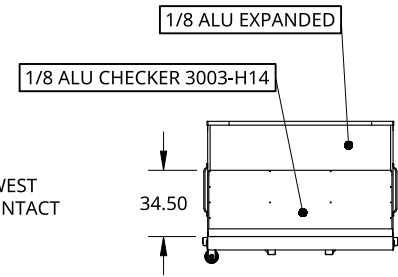
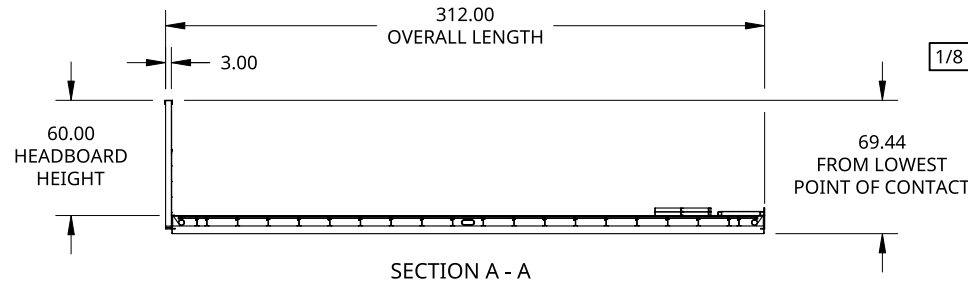
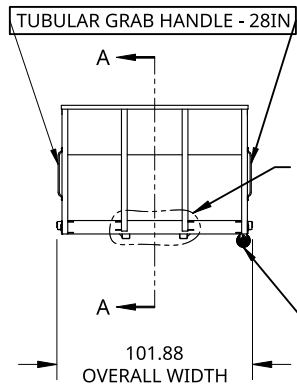
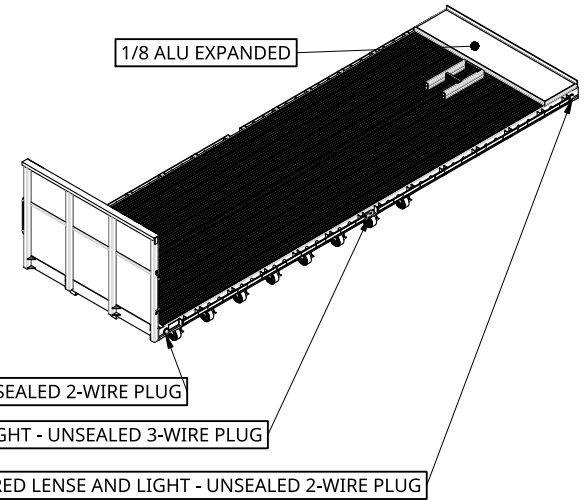
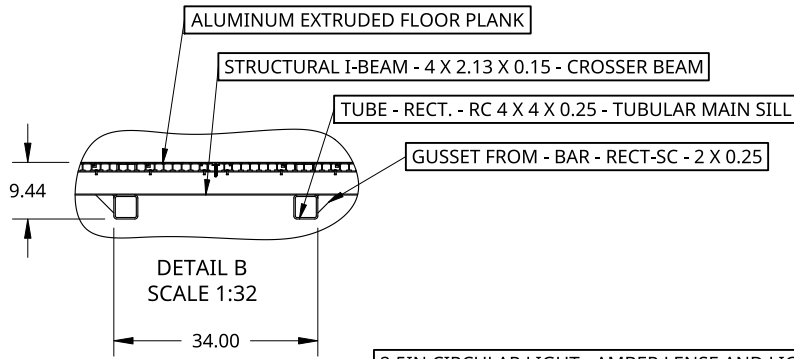


SPECIFICATIONS	
OVERALL LENGTH	312.00 IN
OVERALL WIDTH	101.88 IN
HEADBOARD HEIGHT	60.00 IN
MAIN SILL TYPE	4 X 4 X 0.25 TUBULAR MAIN SILL
MAIN SILL SPREAD	34IN
DRIVERS SIDE WINCHES WITH 3IN STRAPS 5400LB WLL.	X8
TOP OF DECK MOUNTED TAILBOARD (SHIPPED UNINSTALLED)	24IN HIGH
DECK SIDE ACCESS LADDERS (SHIPPED UNINSTALLED)	X2
GRAB HANDLES ON BOTH SIDES OF HEADBOARD	
2.5IN LED CLEARANCE LIGHTS IN FOUR CORNERS	
CENTER AMBER CLEARANCE/SIGNAL LIGHT IN SIDE RAIL	

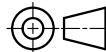


THIS DOCUMENT IS THE PROPERTY OF TREBOR MANUFACTURING. ANY UNAUTHORIZED REPRODUCTION WILL BE PROSECUTED TO THE FULL EXTENT OF THE LAW

UNLESS OTHERWISE SPECIFIED, DIMENSIONS ARE IN INCHES

.XX = ±.1-  
.XXX = ±.015- ANGULAR = ±1°  
.XXXX = ±.005- FRACTIONAL = ±1/8

THIRD ANGLE PROJECTION



DRAWN BY	SHAWN CROCKER	11/01/2022
CHANGED BY	SHAWN CROCKER	11/09/2022

MATERIAL

ALU 6061-T6

PART NO.	PFSUB26	REV.	A
----------	---------	------	---

FLAT DECK TRUCK BODY WITH POCKETS AND 4X4 TUBE MAIN SILL - 312IN LONG OVERALL X 102IN WIDE - 48IN HIGH HEADBOARD - X8 WINCHES AND STRAPS ON DRIVERS SIDE

SIZE	A	DWG NO.	D23437	REV.	A
------	---	---------	--------	------	---

SCALE	1:100	WEIGHT	2117.47 LB	SHEET	1 of 1
-------	-------	--------	------------	-------	--------