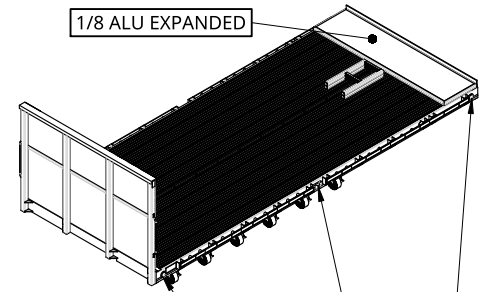
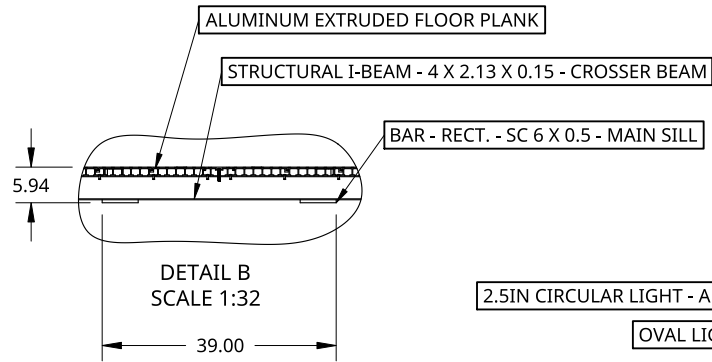


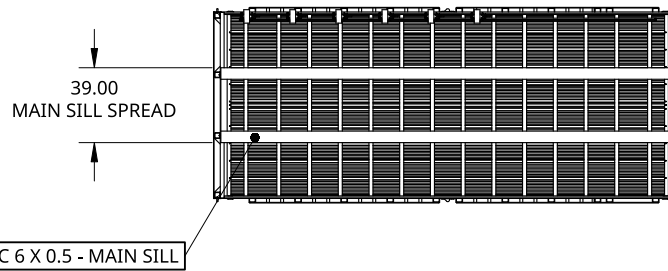
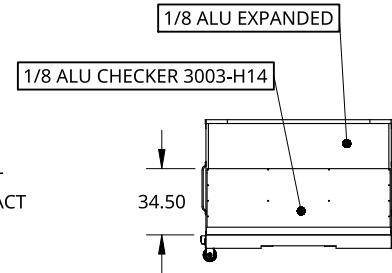
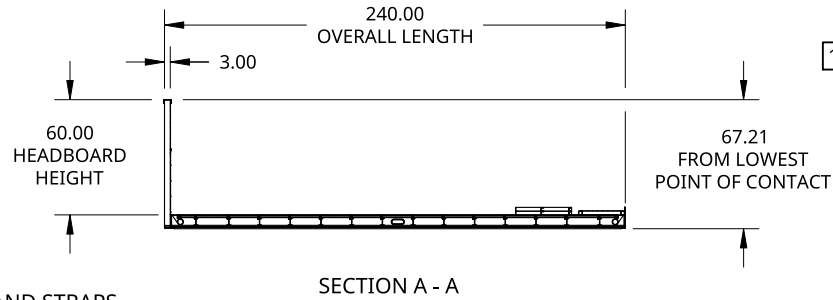
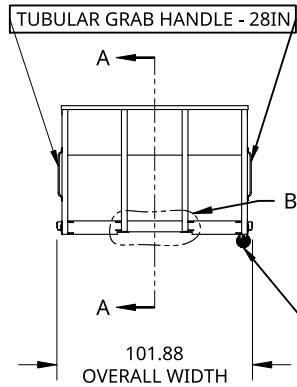
SPECIFICATIONS	
OVERALL LENGTH	240.00 IN
OVERALL WIDTH	101.88 IN
HEADBOARD HEIGHT	60.00 IN
MAIN SILL TYPE	6 x 0.5 FLAT BAR
MAIN SILL SPREAD	39IN
DRIVERS SIDE WINCHES WITH 3IN STRAPS 5400LB WLL.	X6
TOP OF DECK MOUNTED TAILBOARD (SHIPPED UNINSTALLED)	24IN HIGH
DECK SIDE ACCESS LADDERS (SHIPPED UNINSTALLED)	X2
GRAB HANDLES ON BOTH SIDES OF HEADBOARD	
2.5IN LED CLEARANCE LIGHTS IN FOUR CORNERS	
CENTER AMBER CLEARANCE/SIGNAL LIGHT IN SIDE RAIL	



2.5IN CIRCULAR LIGHT - AMBER LENSE AND LIGHT - UNSEALED 2-WIRE PLUG

OVAL LIGHT W/BUBBLE - AMBER LENSE AND LIGHT - UNSEALED 3-WIRE PLUG

2.5IN CIRCULAR LIGHT - RED LENSE AND LIGHT - UNSEALED 2-WIRE PLUG



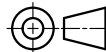
X6 WINCHES AND STRAPS ON DRIVERS SIDE

THIS DOCUMENT IS THE PROPERTY OF TREBOR MANUFACTURING. ANY UNAUTHORIZED REPRODUCTION WILL BE PROSECUTED TO THE FULL EXTENT OF THE LAW

UNLESS OTHERWISE SPECIFIED, DIMENSIONS ARE IN INCHES

.XX = ±.1-
.XXX = ±.015- ANGULAR = ±1°
.XXXX = ±.005- FRACTIONAL = ±1/8

THIRD ANGLE PROJECTION



DRAWN BY	SHAWN CROCKER	10/17/2022
CHANGED BY	SHAWN CROCKER	11/04/2022

MATERIAL
ALU 6061-T6

PART NO.	PFFB20	REV.	A
----------	--------	------	---

FLAT DECK TRUCK BODY WITH POCKETS AND FLATBAR MAIN SILL - 240IN LONG OVERALL X 102IN WIDE - 48IN HIGH HEADBOARD - X6 WINCHES AND STRAPS ON DRIVERS SIDE

SIZE	A	DWG NO.	D23221	REV.	A
------	---	---------	--------	------	---

SCALE	1:100	WEIGHT	1626.85 LB	SHEET	1 of 1
-------	-------	--------	------------	-------	--------