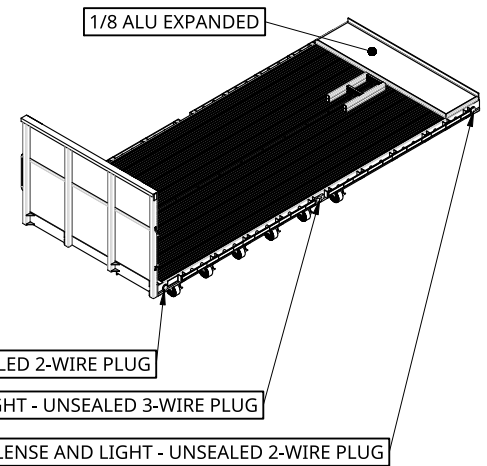
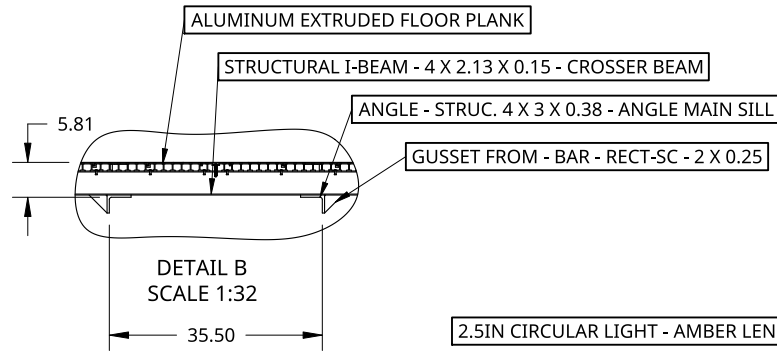


2

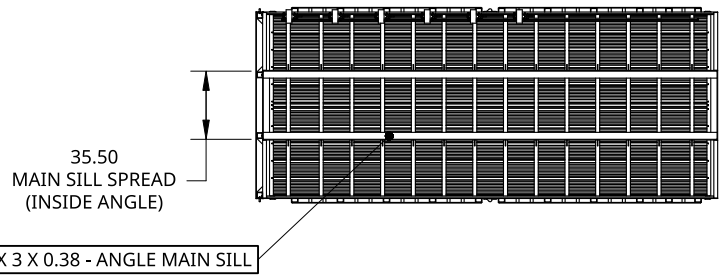
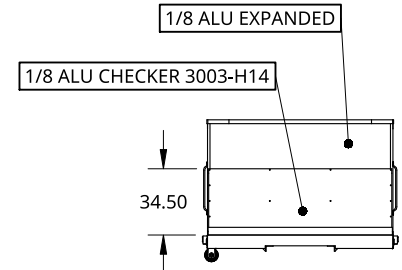
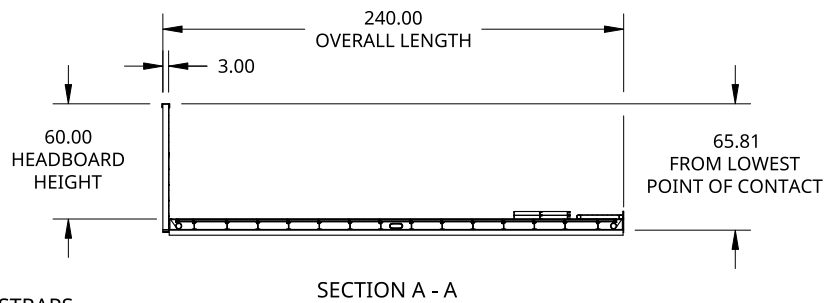
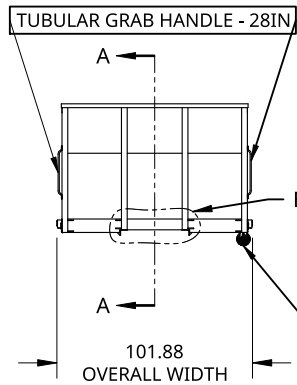
1

SPECIFICATIONS	
OVERALL LENGTH	240.00 IN
OVERALL WIDTH	101.88 IN
HEADBOARD HEIGHT	60.00 IN
MAIN SILL TYPE	3 X 4 X 0.38 ANGLE SILL
MAIN SILL SPREAD	35.5IN (INSIDE ANGLE)
DRIVERS SIDE WINCHES WITH 3IN STRAPS 5400LB WLL.	X6
TOP OF DECK MOUNTED TAILBOARD (SHIPPED UNINSTALLED)	24IN HIGH
DECK SIDE ACCESS LADDERS (SHIPPED UNINSTALLED)	X2
GRAB HANDLES ON BOTH SIDES OF HEADBOARD	
2.5IN LED CLEARANCE LIGHTS IN FOUR CORNERS	
CENTER AMBER CLEARANCE/SIGNAL LIGHT IN SIDE RAIL	



B

B



A

A

THIS DOCUMENT IS THE PROPERTY OF TREBOR MANUFACTURING. ANY UNAUTHORIZED REPRODUCTION WILL BE PROSECUTED TO THE FULL EXTENT OF THE LAW

UNLESS OTHERWISE SPECIFIED, DIMENSIONS ARE IN INCHES

.XX = ±.1-
.XXX = ±.015-
.XXXX = ±.005-

ANGULAR = ±1°
FRACTIONAL = ±1/8

THIRD ANGLE PROJECTION

DRAWN BY SHAWN CROCKER 11/01/2022

CHANGED BY SHAWN CROCKER 11/04/2022

MATERIAL ALU 6061-T6

PART NO. PFAGL20		REV. B
FLAT DECK TRUCK BODY WITH POCKETS AND ANGLE MAIN SILL - 240IN LONG OVERALL X 102IN WIDE - 48IN HIGH HEADBOARD - X6 WINCHES AND STRAPS ON DRIVERS SIDE		
SIZE A	DWG NO. D23225	REV. A
SCALE 1:100	WEIGHT 1607.73 LB	SHEET 1 of 1

2

1