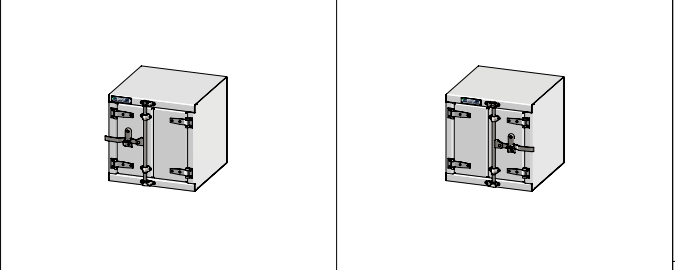
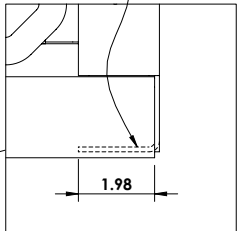


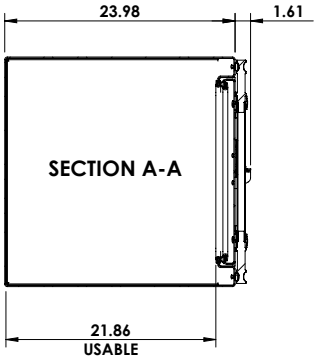
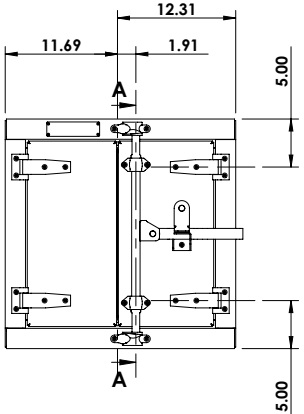
**AVAILABLE CONFIGURATIONS**



REINFORCEMENT FLANGE FORMED INTO RIGHT AND LEFT BOTTOM CORNERS



**DETAIL B**  
SCALE 1 : 5



| REVISIONS |                 |            |
|-----------|-----------------|------------|
| REV.      | DESCRIPTION     | DATE       |
| 1         | INITIAL RELEASE | 01/13/2017 |

|               |  |   |
|---------------|--|---|
| REV: <b>1</b> |  | This Document is the sole property of <i>Trebor Manufacturing</i> |
|               |  |   |

|   |  |  |                                  |
|---|--|--|----------------------------------|
| Dimensions are in inches unless otherwise specified | PART NO: <b>TRPL2424P</b>  | MATERIAL: <b>0.125 Alum. Plain 3003-H14</b>  | DATE: <b>1/13/2017</b>           |
|   | DESCR: <b>24D" x 24H" x 24W" Under body tool box w/2 doors Right hand , Compression cam lock</b> | APROX. WEIGHT: <b>58.53 LB</b>               | USABLE VOL.: <b>7.18 CU. FT.</b> |
|   |  | TOLERANCES: <b>.xx ± 0.13" .xxx ± 0.010"</b> |                                  |