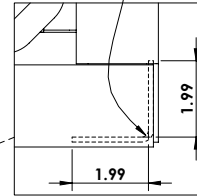


REINFORCEMENT ANGLE INSTALLED IN RIGHT AND LEFT BOTTOM CORNERS

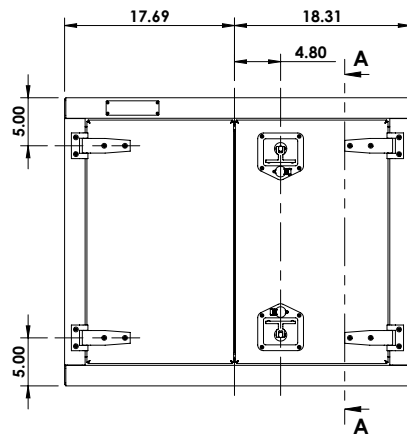




DETAIL B  
SCALE 1 : 5

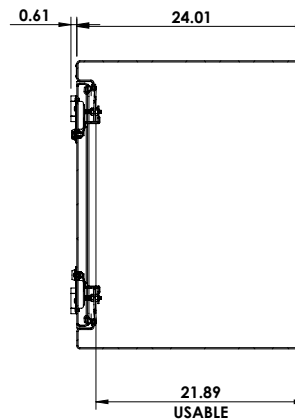
AVAILABLE CONFIGURATIONS

OPEN LEFT

OPEN RIGHT (SHOWN)



SECTION A-A



REVISIONS		
REV.	DESCRIPTION	DATE
1	INITIAL RELEASE	01/12/2017

REV: **1**  
DATE: 1/12/2017



This Document is the sole property of Trebor Manufacturing

SHEET SCALE: 1:20 SHEET SIZE: 8.5" x 11" PAGE: 1 OF 1

Dimensions are in inches unless otherwise specified

PART NO: **TR3036**

DESCR: **24D" x 30H" x 36W" Under body tool box w/2 doors Right hand, Locking t-handle**

MATERIAL: **0.125 Alum. Checkerplate 3003-H14**

APROX. WEIGHT: **81.86 LB** USABLE VOL.: **13.6 CU. FT.**

TOLERANCES: **.xx ± 0.13" .xxx ± 0.010"**

	1	2	3	4	5	6
A					AVAILABLE CONFIGURATIONS	
B					OPEN LEFT	
C						
D					PART NO: <b>TR3036</b>	
	DESCR: <b>24D" x 30H" x 36W" Under body tool box w/2 doors Right hand, Locking t-handle</b>		APROX. WEIGHT: <b>81.86 LB</b> USABLE VOL.: <b>13.6 CU. FT.</b>		DATE: 1/12/2017	
			TOLERANCES: <b>.xx ± 0.13" .xxx ± 0.010"</b>		SHEET SCALE: 1:20 SHEET SIZE: 8.5" x 11" PAGE: 1 OF 1	
	1	2	3	4	5	6